


SFH

SERO
PumpSystems



Self-priming Side Channel Pump SFH.


Reliable Pressure Boosting.

- Low flow – High heads
- Gas Handling
- Easy to maintain
- Individual configurable modular design

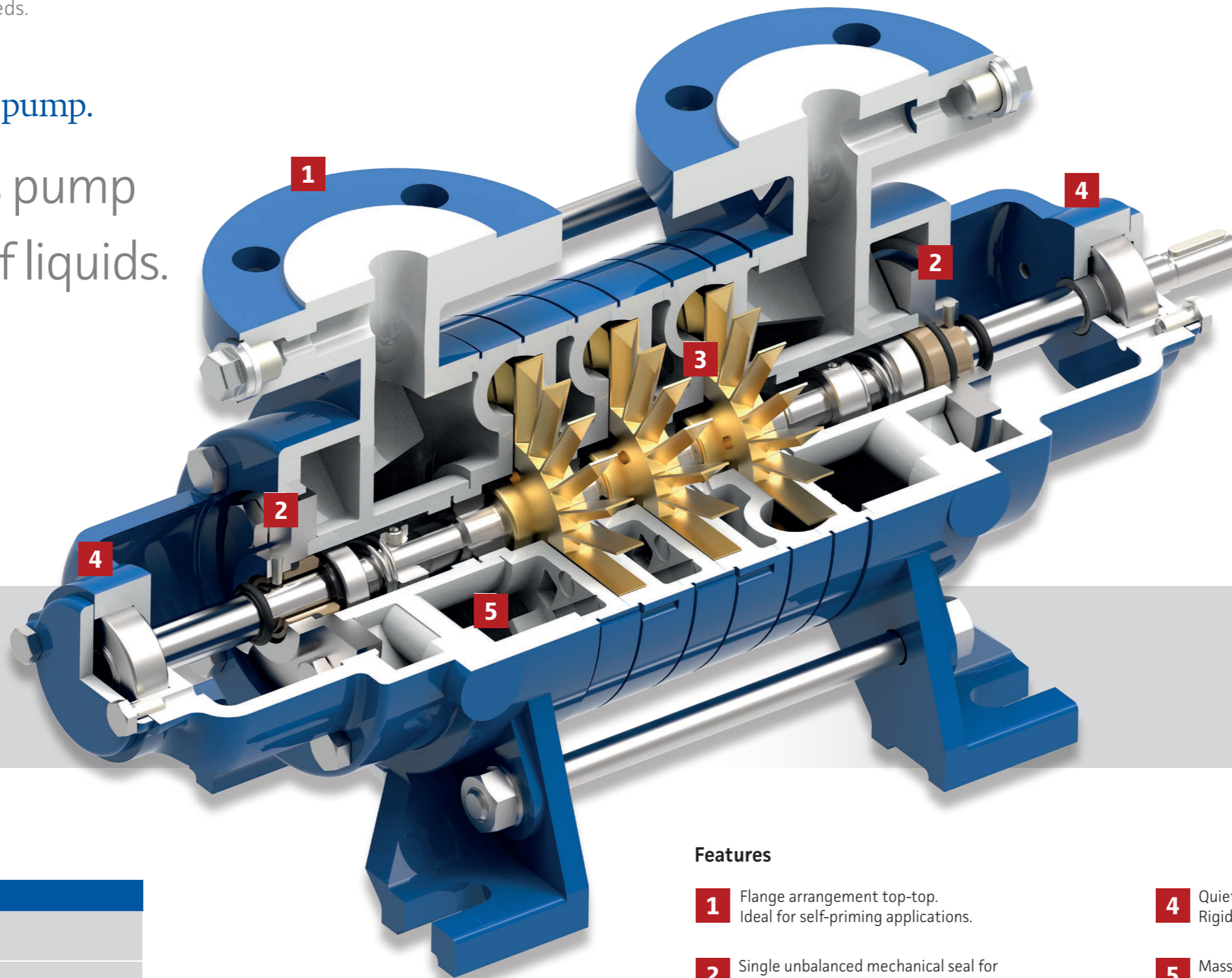
Self-priming and reliable pump.

SFH. Process pump for a variety of liquids.

SFH



SFH unit



Construction

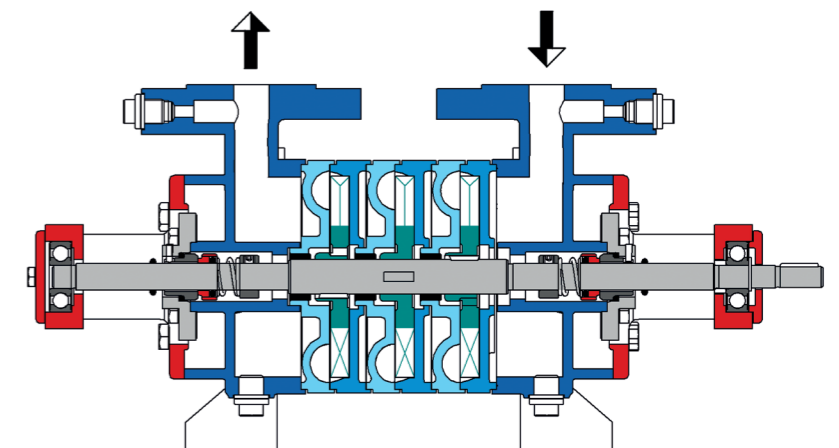
SFH 110-550	
Nozzle position	suction: radial discharge: radial
Flanges	accord. to EN 1092 PN 25
Shaft seal	single balanced or unbalanced mechanical seal
Bearing (hydraulic)	Application specific choice of bearing bushings made of carbon graphite, bronze or SiC (silicon carbide) available.
Bearing (drive end and non drive end)	Two heavy atmospheric and maintenance-free single-row ball bearings with lifetime grease-filling.
Direction of rotation	clockwise (seen from drive end) – standard counterclockwise (as an option)

Operating Data

SFH 110-550	
Flow rates	0,3 up to 20 m ³ /h (1450 1/min) 0,3 up to 24 m ³ /h (1750 1/min)
Heads	up to 240 m (1450 1/min) up to 350 m (1750 1/min)
Speed	900 - 1800 1/min
Temperature	-20 °C up to +120 °C
Nom. Pressure	max. 25 bar (depending on mechanical seal)

Features

- 1** Flange arrangement top-top. Ideal for self-priming applications.
- 2** Single unbalanced mechanical seal for nominal pressure up to 25 bar .
- 3** Side channel hydraulic taken from heavy industrial pump SRZ (acc. to DIN EN 734).
- 4** Quiet running by between bearing design (BB). Rigid shaft with minimized deflection.
- 5** Massive casings with large capacity. Ideal for repeated self-priming processes.



Material specifications

	cast iron (10)	cast iron (12)
Casings	GJL 250	GJL 250
Inner stage casings	GJL 200	GJL 200
Shaft	1.4021	1.4021
Impeller	CuZn40Al2	1.4059
Bearing bushing	Bronze	Carbon

[Subject to modifications]

Performance range at 1450 min⁻¹

